

a

f

k

p

u

b

g

l

q

v

c

h

m

r

w

d

i

n

s

x

e

j

o

t

y

Z

E

J

O

T

A

F

K

P

U

B

G

L

Q

V

C

H

M

R

W

D

I

N

S

X

y

4

9

14

19

z

5

10

15

20

1

6

11

16

21

2

7

12

17

22

3

8

13

18

23

24

29

34

39

44

25

30

35

40

45

26

31

36

41

46

27

32

37

42

47

28

33

38

43

48

49

54

59

64

69

50

55

60

65

70

51

56

61

66

71

52

57

62

67

72

53

58

63

68

73

74

79

84

89

94

75

80

85

90

95

76

81

86

91

96

77

82

87

92

97

78

83

88

93

98

99

away

down

help

it

100

big

find

here

jump

a

blue

for

I

little

an

can

funny

in

look

and

come

go

is

make

me

red

three

where

are

my

run

to

yellow

at

not

said

two

you

ate

one

see

up

all

black

play

the

we

am

brown

me

red

three

where

are

my

run

to

yellow

at

not

said

two

you

ate

one

see

up

all

black

play

the

we

am

brown

but

four

into

now

pretty

came

get

like

on

ran

did

good

must

our

ride

do

have

new

out

saw

eat

he

no

please

say

she

these

want

white

green

so

they

was

who

orange

soon

this

well

will

purple

that

too

went

with

top

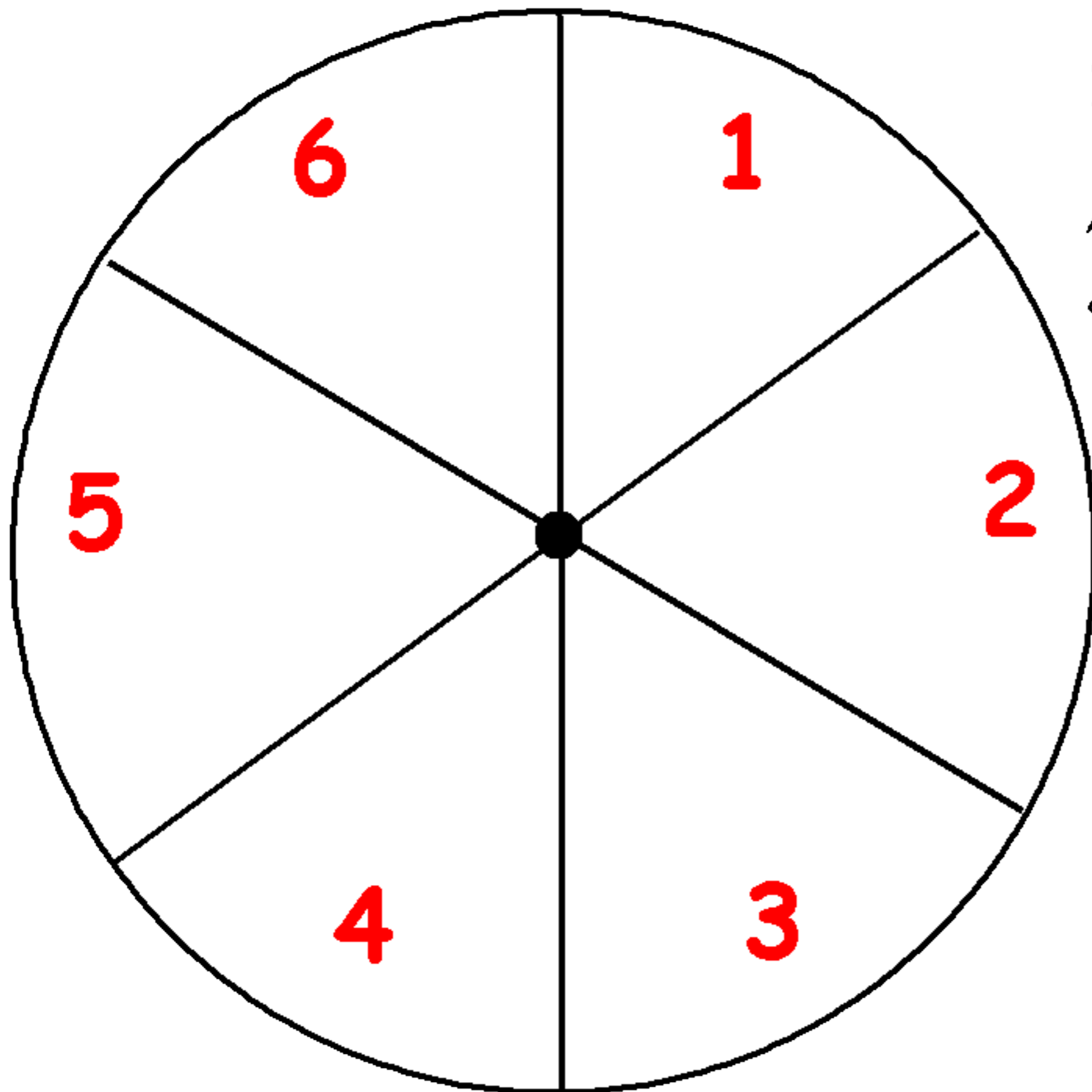
there

under

what

yes

behind



Print game boards and spinner as well as the playing cards on card stock, laminate and cut out. Mount the Gamboard in a Plastic Binder or file folder and place pieces in a zip lock bag. Boards may be used for many skills. © TBR

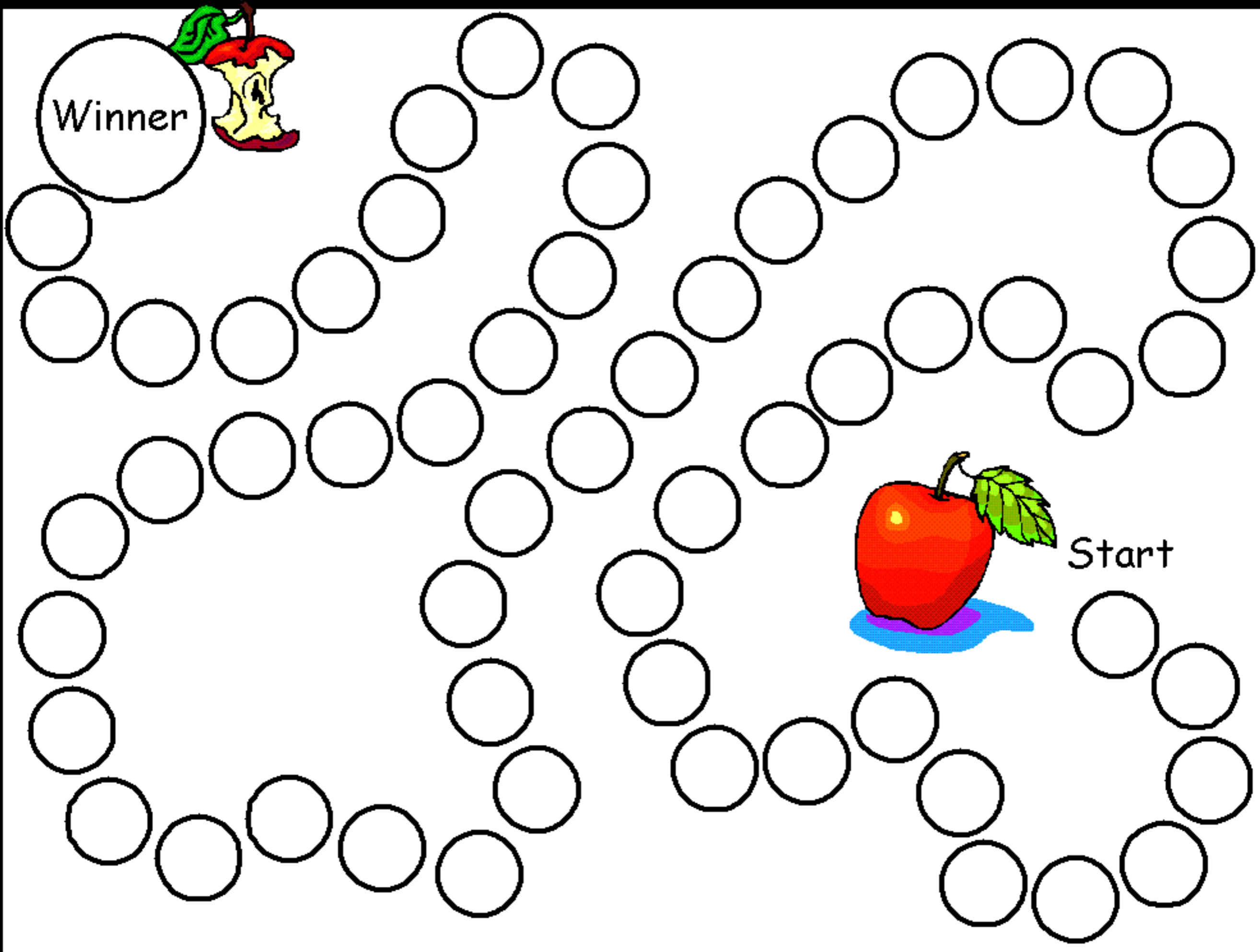
A die can be used as well. Child rolls or spins and picks up that many cards, must say the word, name the letter or match fact.



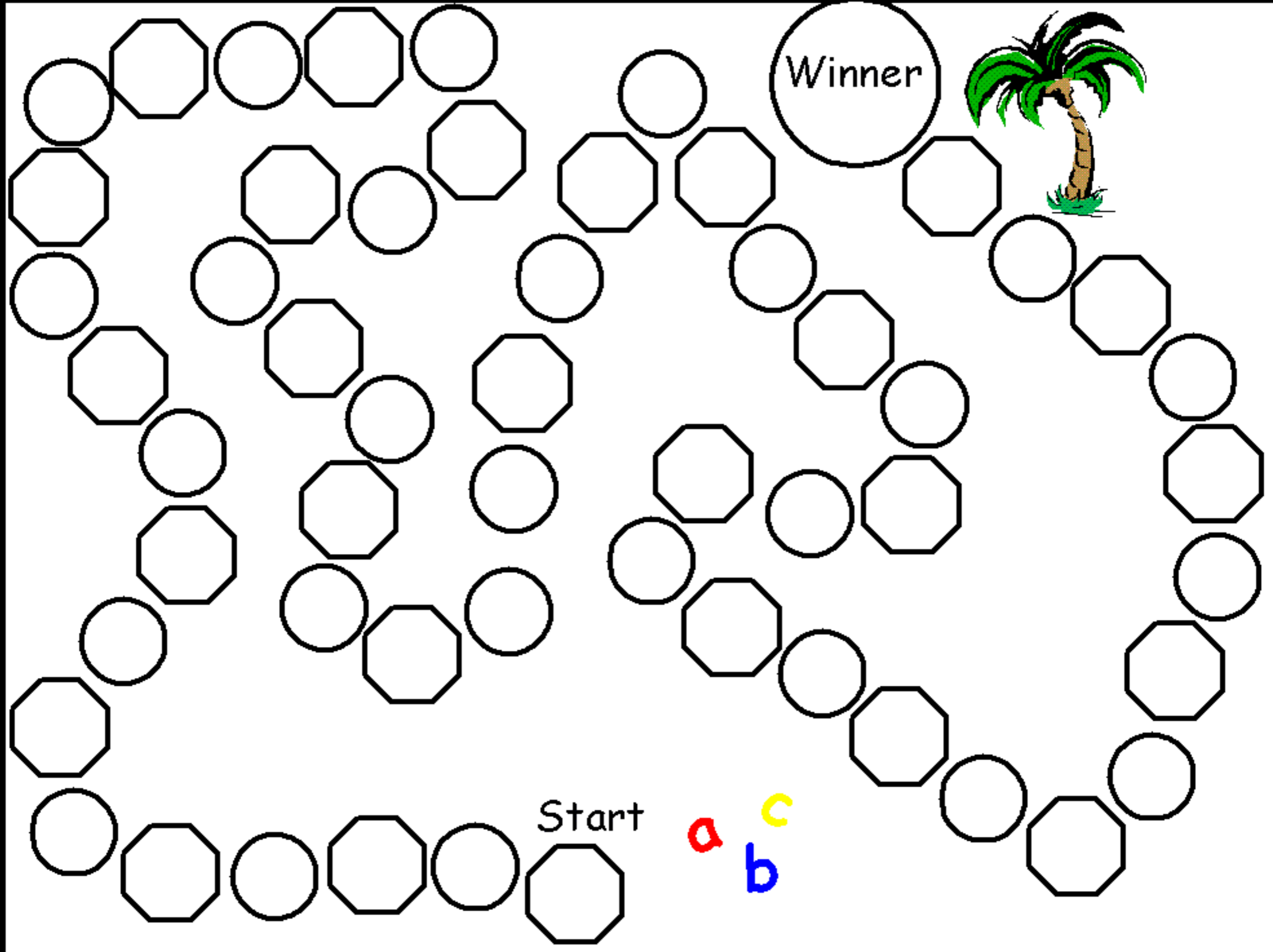
Winner



Start







Start

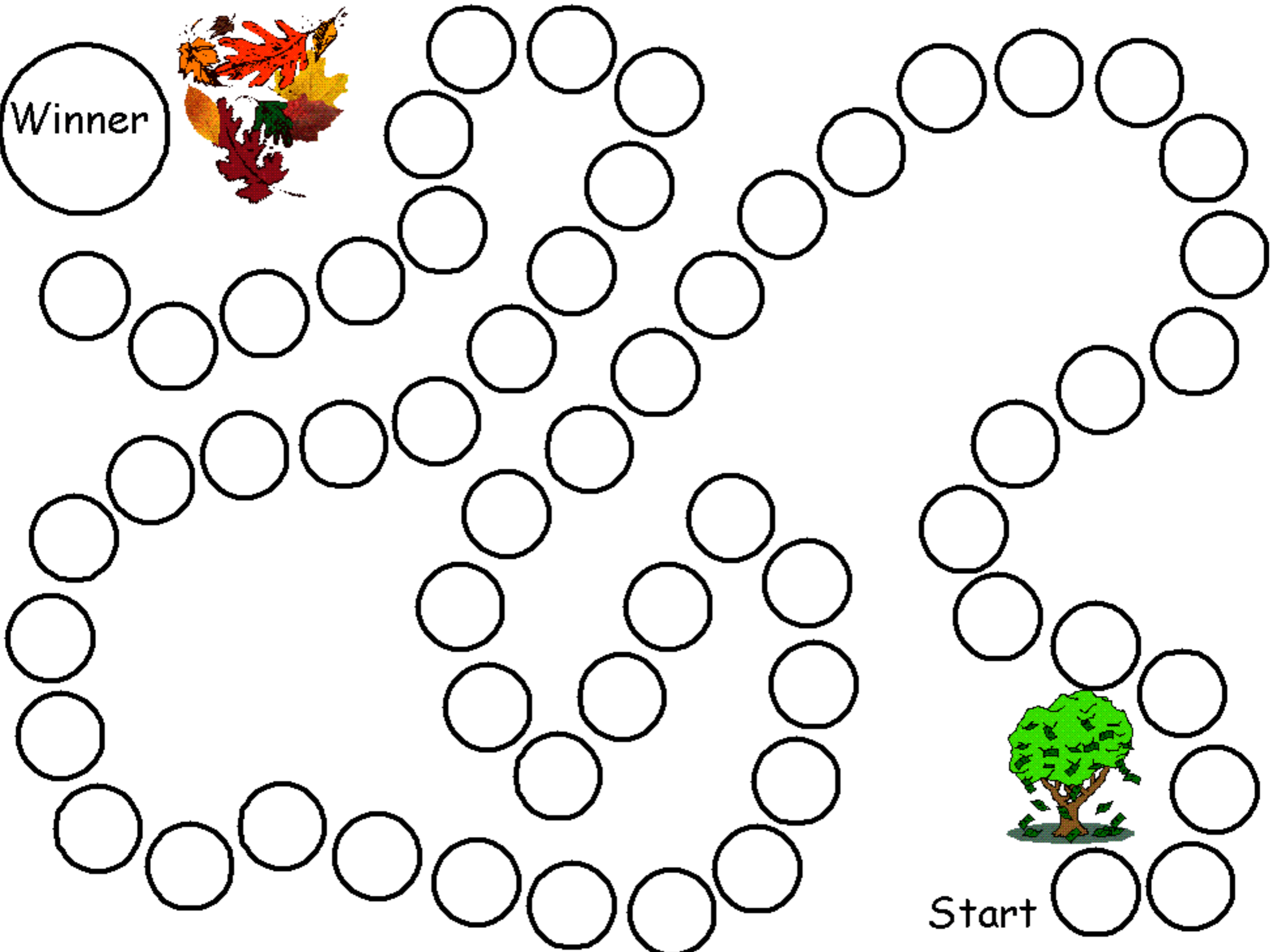
a b c

Winner





Winner



Start



Start



Winner

