

1

5

*

2








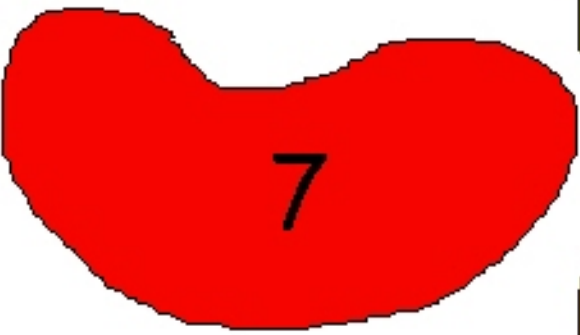
6

**

3


4

Jelly Bean Numbers



Jelly Bean Numbers

Jelly Bean Numbers



©www.toddervillage.net

Jelly Bean Numbers

Directions

Print two sets, one set on card stock and one on bond paper. Place the paper jelly beans onto a file folder. Also place the Front label and folder tag on the folder. Laminate and cut out the card stock Jelly Beans. Place in a zip lock bag for storage. Have the child count the stars and match to the folder.